

COLORCAST ACRYLICS




Red

CC342-600M 2-ply 1/8"
 CC342-600G 2-ply 1/8"
 CC352-600M 2-ply 1/4"
 CC352-600G 2-ply 1/4"




Burgundy

CC342-620M 2-ply 1/8"
 CC342-620G 2-ply 1/8"
 CC352-620M 2-ply 1/4"
 CC352-620G 2-ply 1/4"



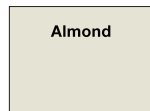
Blue

CC342-500M 2-ply 1/8"
 CC342-500G 2-ply 1/8"
 CC352-500M 2-ply 1/4"
 CC352-500G 2-ply 1/4"




Navy Blue

CC342-550M 2-ply 1/8"
 CC342-550G 2-ply 1/8"
 CC352-550M 2-ply 1/4"
 CC352-550G 2-ply 1/4"



Almond

CC342-850M 2-ply 1/8"
 CC342-850G 2-ply 1/8"
 CC352-850M 2-ply 1/4"
 CC352-850G 2-ply 1/4"




White

CC342-200M 2-ply 1/8"
 CC342-200G 2-ply 1/8"
 CC352-200M 2-ply 1/4"
 CC352-200G 2-ply 1/4"



Grey

CC342-300M 2-ply 1/8"
 CC342-300G 2-ply 1/8"
 CC352-300M 2-ply 1/4"
 CC352-300G 2-ply 1/4"



Black

CC342-400M 2-ply 1/8"
 CC342-400G 2-ply 1/8"
 CC352-400M 2-ply 1/4"
 CC352-400G 2-ply 1/4"




Gold

CC342-710M 2-ply 1/8"
 CC342-710G 2-ply 1/8"
 CC352-710M 2-ply 1/4"
 CC352-710G 2-ply 1/4"



Silver

CC342-330M 2-ply 1/8"
 CC342-330G 2-ply 1/8"
 CC352-330M 2-ply 1/4"
 CC352-330G 2-ply 1/4"



Clear

CC342-100M 1-ply 1/8"
 CC342-100G 1-ply 1/8"
 CC352-100M 1-ply 1/4"
 CC352-100G 1-ply 1/4"

COLORCAST ACRYLICS TECHNICAL SPECIFICATIONS

Material

Microsurfaced cell cast acrylic for reverse engraving

Finish

Matte (M)
Gloss (G)

Sheet Size

24" x 48" +0, -125" //
610mm x 1219mm

Engraving Depth

.003" // 0.08mm

Usage

ADA Compliant/Tactile Signs (*Matte only*)
Craft & Artistry Projects
Exterior Signage
Interior Signage
Illuminated Wayfinding
Personal Identification
Trophies, Plaques & Awards

Capabilities

Back-lighting Bevels
Bonds Drills
Hot Stamps Laser Vector Cuts
Saws Screen Prints
Shears (*works on thicknesses 1/16" & under*)
Permits Fine Detail Engraving